

2015 John Lanz Invitational

Meet Results







Feb 7, 2015

Page: 1
Printed: 2/7/2015 5:54:26 PM

Men / 6 / 11+ yrs

Session: 2

Judge's Signatures

Rank	Num	Name	Gym	Diff:							AA
1	607	Johnnes Kromminga	OMEGA	Diff: 1.200	1.200	0.500	0.100	0.700	0.700		
				Exec: 9.600	8.500	7.500	9.400	8.800	8.700		
				ND:							
				Final: 10.800	9.700	8.000	9.500	9.500	9.400	56.900	
				Place: 1	3	4	7T	2T	1	1	
2	606	Cameron Baker	OMEGA	Diff: 1.200	1.300	0.500	0.100	0.700	0.700		
				Exec: 7.900	9.100	7.300	9.600	8.700	6.900		
				ND:							
				Final: 9.100	10.400	7.800	9.700	9.400	7.600	54.000	
				Place: 8	1	5	4*	3	6	2	
3	617	Marco Garcia	Salem	Diff: 0.700	0.200	0.600	0.500	0.700	0.200		
				Exec: 8.900	8.400	8.400	9.600	6.300	8.500		
				ND:							
				Final: 9.600	8.600	9.000	10.100	7.000	8.700	53.000	
				Place: 4T	5	1	2	13T	2*	3	
4	601	Carson Kopetz	MAC	Diff: 0.600	1.700	0.200	0.700	0.700	0.200		
				Exec: 9.000	5.800	8.500	9.700	8.500	7.200		
				ND:							
				Final: 9.600	7.500	8.700	10.400	9.200	7.400	52.800	
				Place: 3T	9	2	1	4	10T	4	
5	608	Andrew Simer	OMEGA	Diff: 0.300	1.200	0.200	0.100	0.500	0.200		
				Exec: 9.000	7.800	7.300	9.600	7.100	8.500		
				ND:							
				Final: 9.300	9.000	7.500	9.700	7.600	8.700	51.800	
				Place: 6T	4	6	3*	9	3*	5	
6	605	Kendall Alexander	Metro	Diff: 0.100	0.200	0.700	0.100	0.500	0.100		
				Exec: 7.800	8.300	7.400	8.800	9.000	6.600		
				ND:							
				Final: 7.900	8.500	8.100	8.900	9.500	6.700	49.600	
				Place: 12*	6	3	12	1T	12	6	
7	619	Nicholas Vaz	Salem	Diff: 0.300	1.200	0.600	0.100	0.100	0.200		
				Exec: 8.100	8.900	6.100	8.900	6.900	7.300		
				ND:							
				Final: 8.400	10.100	6.700	9.000	7.000	7.500	48.700	
				Place: 9	2	7	10*	12T	8T	7	
8	618	Cody Price	Salem	Diff: 0.200	0.200	0.100	0.200	0.700	0.200		
				Exec: 9.200	6.900	5.300	9.300	8.200	7.800		
				ND:							
				Final: 9.400	7.100	5.400	9.500	8.900	8.000	48.300	
				Place: 5	10	12T	8T	5	5T	8	
9	615	Benjamin Grosscup	Rigert Elite	Diff: 0.500	0.100	0.200	0.100	0.500	0.100		
				Exec: 7.700	8.300	6.300	8.900	7.000	7.400		
				ND:							
				Final: 8.200	8.400	6.500	9.000	7.500	7.500	47.100	
				Place: 10	7	8	11*	10	7T	9	
10T	616	Kaden Moss	Rigert Elite	Diff: 0.100	0.200	0.200	0.100	0.700	0.100		
				Exec: 7.800	7.400	5.200	9.200	7.600	7.300		
				ND:							
				Final: 7.900	7.600	5.400	9.300	8.300	7.400	45.900	
				Place: 11*	8	13T	9	6	9T	10T	

2015 John Lanz Invitational

Meet Results







Feb 7, 2015

Page: 2

Printed: 2/7/2015 5:54:26 PM

Men / 6 / 11+ yrs

Session: 2

Rank	Num	Name	Gym							AA
11T	613	Aidan Poole	Precision Elite	Diff: 1.200 Exec: 8.100 ND: _____ Final: 9.300 Place: 7T	0.100 6.200 _____ 6.300 11	0.100 5.500 _____ 5.600 11*	0.200 9.500 _____ 9.700 5T	0.500 7.600 _____ 8.100 7	0.200 6.700 _____ 6.900 11	45.900 11T
12	614	Kaleb Calen	Rigert Elite	Diff: 1.200 Exec: 9.400 ND: _____ Final: 10.600 Place: 2	_____ _____ _____ _____ 13	0.100 5.500 _____ 5.600 10*	0.300 9.300 _____ 9.600 6	0.700 6.600 _____ 7.300 11	0.100 7.900 _____ 8.000 4T	41.100 12
13	604	Sebastian Voigt	MAC	Diff: 0.100 Exec: 7.000 ND: _____ Final: 7.100 Place: 13	0.100 5.700 _____ 5.800 12	0.100 5.900 _____ 6.000 9	0.100 8.500 _____ 8.600 13	0.500 7.200 _____ 7.700 8	0.100 5.200 _____ 5.300 13	40.500 13